Terms of Use:

This resource is the copyrighted property of Suburban Science.

You can:

- Make copies for your classes.
- Post on a website for your class that is password protected.
- Use year after year for other classes you may have.

You can not:

- Share this resource with other teachers.
- Post on any website that can be viewed by the public.
- Use this resource for commercial purposes.
- Remove or alter clipart used in this resource.

CONNECT!

Suburban SCIENCE

Check out some other resources!



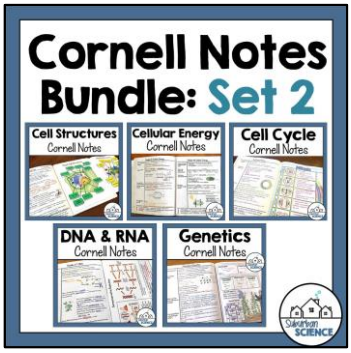

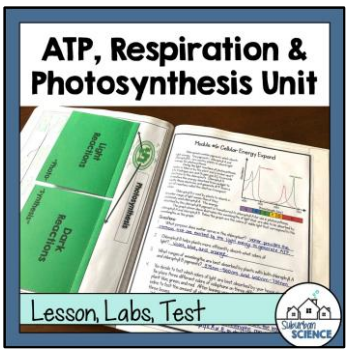

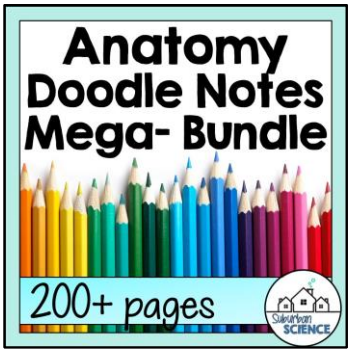

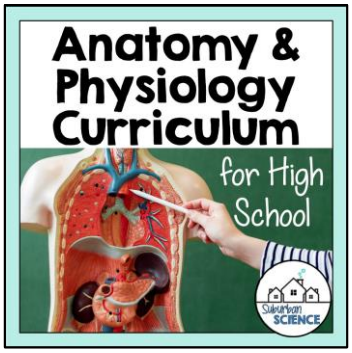

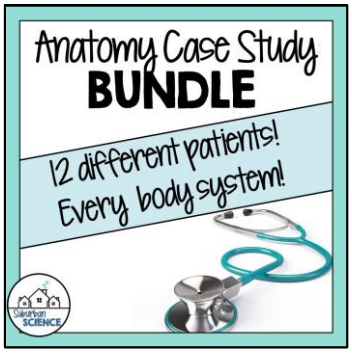



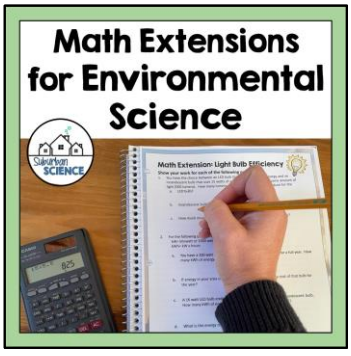

Image Credits: GO Designs CLIP ART SOCIAL ICONS

Disease Presentation

Task: To educate the rest of the class about a disease that affects the human body.

*Your teacher must approve of the disease you choose.

The following information must be included:

- A basic description of the disease
- A brief history of the disease
- Age group/gender/cultural group most affected by this disease
- Cause of the disease
- Symptoms of the disease
- How this disease affects the body on a cellular and system level
- Cures or treatments for the disease
- Works Cited with at least 3 sources (may not be Wikipedia)

Graphics, images or embedded videos should be used.

For grading information, see the Grading Rubric.

Disease Rubric

Score: _____ / 70

	10	7	5	2
Required Information **x3**	All required information is presented and accurate.	Most of required information is presented and/or accurate.	Some of required information is presented and/or accurate.	Little of required information is presented and/or accurate.
Spelling/ Grammar	Project is free of spelling and grammar errors.	Project has 1 spelling or grammar error.	Project has 2 spelling or grammar errors.	Project has 3 or more spelling or grammar errors.
Organization of information	Content is well organized and related material is grouped appropriately.	Content is logically organized for the most part.	The overall organization appears confusing.	There was no clear or logical organizational structure, just lots of facts.
Graphics/ Images	Graphics used to illustrate topics effectively. Add to, rather than distract from, the topic.	Student does not explain graphics, or graphics are distracting from the topic.	More graphics are needed or graphics are unclear and distracting from the topic.	Few graphics are used and many are confusing.
Sources	3 sources used and correctly documented in APA format. Last slide provides bibliography.	2 sources used or some documented in APA format. Last slide provides bibliography.	Sources unclear. Some documented in APA format. Last slide provides bibliography.	Sources unclear. Some documented. No bibliography slide.